



Community Data Program

Enabling communities across Canada to measure and track local well-being



Overview of the program

1. What is the Community Data Program?
2. What datasets are available through the program?
3. What have members done with the data?

Program

4. Welcome to communitydata.ca
5. How do I find data?
6. Where do I find tools and resources?

Website



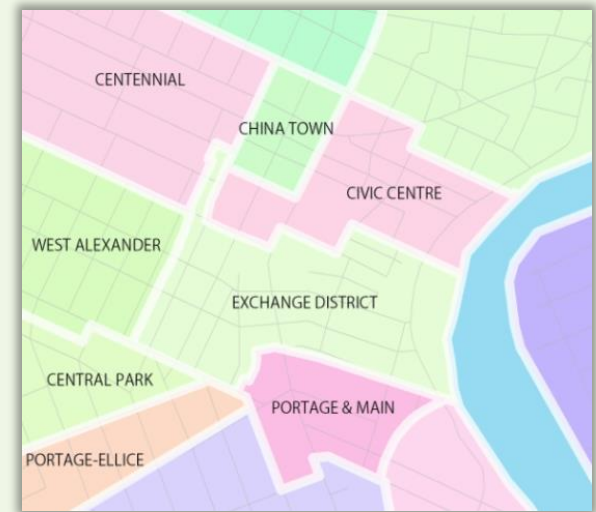


WHAT IS THE COMMUNITY DATA PROGRAM?



The CDP

- Created to track poverty in neighbourhoods
- Shares cost of data
- Focuses on small area geography from Statistics Canada and private sector sources
- Helps analyze and report on socioeconomic trends
- Administered by CCEDNet
- Established in the 1990s by Canadian Council on Social Development



The Consortium Model

- A consortium: Legal group of organizations focused on the implementation of a public service goal
- There is one consortium for each local region
 - Examples include Red Deer, Waterloo Region, York Region, New Brunswick and Winnipeg
- Functions as a Community Development entity
- The Lead for each consortium participates in the leadership and development of the CDP



The Community Data Network



Examples of Members

Municipal governments

Local United Way chapters

Community health centres

Social planning councils

School boards

Immigration and youth services

Libraries

Economic development agencies




The Community Data Network

Community Data Consortia: 30+

Consortium Member Organisations: 350+

Registered Individuals: 1,500+

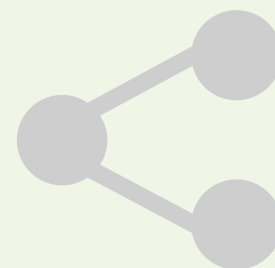


What can you do with the CDP?

1. Monitor and report on trends
2. Acquire customized data
3. Reduce costs
4. Build capacity
5. Advocate for community data



What do members get?



Data

Direct access to web-based customized community data

Capacity building

Data analysis tools and training

Networking

National network with teleconferences and annual face-to-face events





WHAT DATASETS ARE AVAILABLE
THROUGH THE PROGRAM?

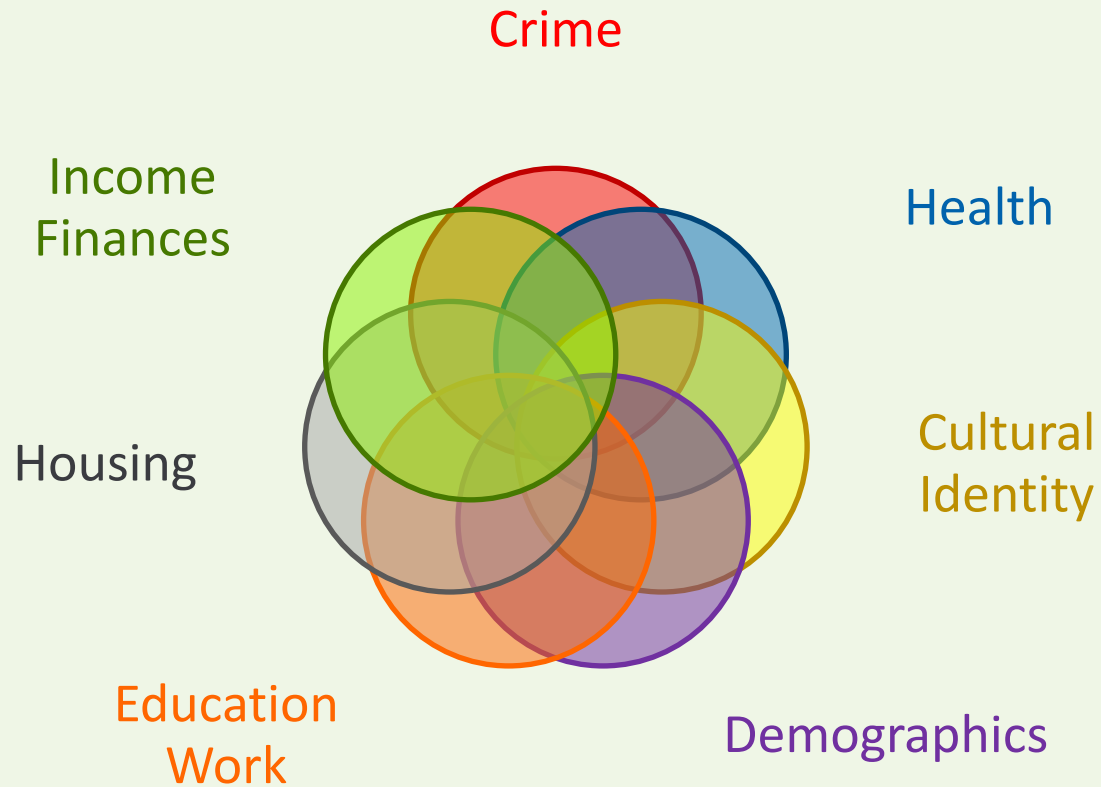


Broadly speaking...

- Smallest possible geographic scale
 - Always sub-provincial
 - Lower- and upper-tier municipalities
 - Neighbourhood-level where possible (DA, CT)
- Custom Statistics Canada data
 - Custom cross-tabulations
 - Custom boundaries
- Analysis, reporting, visualization tools
- Links to open data



Themes



Census and Taxfiler (T1 FF) data

Census and NHS

Standard Census geographies and custom geographies

- Community profiles
- Target group profiles
- Cross-tabulations (standard and custom)
- Community Poverty Project (custom for CDP)

Taxfiler (T1 FF)

Standard postal geographies and some Census geographies

- Family data
- Individual data
- Seniors
- Financial data and charitable donations
- Migration
- Income inequality and working poverty (custom for CDP)



Other small area data

Canadian Business Counts

Census Tract and Census Subdivision

Credit Report Characteristics

Six-digit Postal Code

Shelter Capacity Report (ESDC)

Municipalities

Postal Code Conversion File

Building Permits

Census Subdivision

Insolvency Data

Forward Sortation Area





WHAT HAVE OTHER MEMBERS
DONE WITH THE DATA?



City of Calgary: Economic Development Census 2016 Infographic



Calgary: Census 2016

Calgary is a city of opportunity that attracts people from around the world seeking a great place to make a living and a life.

Population



1,392,609

A **14.6%** increase from the 2011 population of 1,214,839

50.1% **49.9%**



Highest

population growth of all Canadian census metropolitan areas 2011 to 2016



Youngest

The lowest average age of major Canadian cities at 37.4. The median age of Calgarians is 36.4

70.2% of Calgary's population is between the ages of **15 to 64**, the **highest of major Canadian cities**

Household

73% households in Calgary own their homes

The **highest home ownership rate of major Canadian cities** and the fastest growing between

Income



Median total household income increased

19.7% **2010: \$83,220**
2015: \$99,583

Immigrants, Diversity and Ethnic Origin

29.4% of Calgary's population are immigrants, up from 26.2% in 2011

33.7% of Calgary's population are visible minorities, up from 28.1% in 2011

Over 240 ethnic origins

(unchanged from 2011)

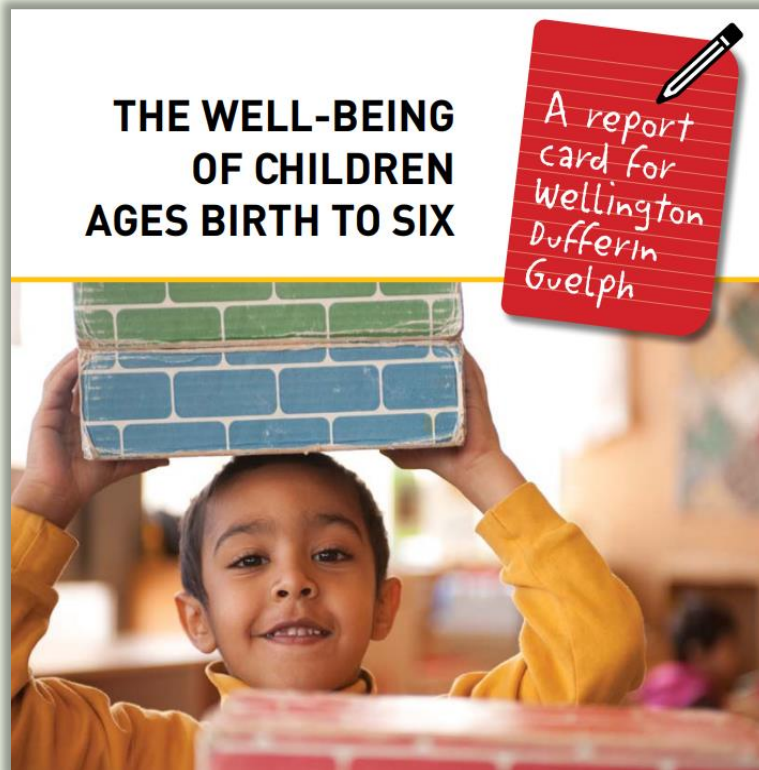
21.7% British	6.6% Ukrainian
20.1% Canadian	6.6% East Indian
17.5% Scottish	5.5% Filipino
14.7% German	4.2% African
14.3% Irish	4.0% Aboriginal
8.6% French	2.6% Latino
7.6% Chinese	

<https://www.calgaryeconomicdevelopment.com/assets/Uploads/Calgary-Census-2016-Infographic.pdf>



WDG: Report Cards on the Well-Being of Children

<http://www.wdgreportcard.com/en/index.aspx>



Wellington - Dufferin - Guelph
Report Cards on the Well-Being of Children

Search

Feedback

About Data Portal Our Reports Get Help

Home / Data Portal

Data Portal Home

- Education
- Health
- Living Environment
- Safety
- Social Relationships

Contact

Looking for more information? Contact the Report Card Coalition today!
[Email Us](#)

Welcome to Our Data Portal

Share

The Data Portal is an online reporting tool that allows you to explore and download data related to local children and youth. If you can't find the data you're looking for, or require more data, **submit a data request**. All data is categorized into five domains of well-being:

Education

Learn about how children are doing in the early years, including local child care availability and vulnerability in early childhood. Explore data on school experiences including student achievement, participation in school, high school completion, and the transition to post-secondary.

Health

Find data on child and youth disease, infant and maternal health, nutrition and weight, oral health, recreation participation, mental health, sedentary behaviour, sexual health, sleep, and substance use.

Simcoe Muskoka: Health Stats

<http://www.simcoemuskokahealthstats.org>

The social and health IMPACTS of LOW INCOME in Simcoe Muskoka



LIFE EXPECTANCY

Life expectancy is lower for the population in lower income groups. Females in the highest income groups live two and a half years longer (82.1 years) than females in the lowest income groups (83 years). Males in the highest income groups live almost five years longer (80.4 years) than males in the lowest income groups (75.7 years).



MENTAL HEALTH

Perceived mental health status increases with higher levels of income. Only 62% of the population ages 12 years and over in the lowest income group rate their mental health as excellent or very good compared to 82% of the population in the highest income group.



OVERALL HEALTH STATUS

Self-rated health status increases with higher levels of income. Nearly three-quarters (72%) of the population ages 12 years and over in the highest income group rated their health as excellent or very good compared to only about half (53%) of the population in the lowest income group.




ORAL HEALTH

Twice as many Simcoe Muskoka adults ages 18+ (4 in every 10) living in the lower income groups report missing teeth due to decay or gum disease compared to adults living in the highest income group (2 in every 10).



HEART DISEASE

The prevalence of self-reported heart disease in Simcoe Muskoka adults (age 50+) in the lowest income group (15%) is more than 1.5 times greater than that of the highest income group (10%).



SMOKING

More than one-third (35%) of the adult population (ages 20+) in the lowest income group are reported current smokers compared to almost one in five (19%) in the highest income group.



DIABETES

The prevalence of self-reported diabetes in Simcoe Muskoka adults (age 50+) in the lowest income group (16%) is double that of the highest income group (8%).







SHOW ME THE DATA!

Communitydata.ca/data

Next steps...



Users of an existing Member Organization can register for a free account on the website.



Non-member Organizations can be a part of the Community Data network by joining an existing Data Consortium.



Or start a local Data Consortium as a lead, and create a local network.



Community Data Program

Enabling communities across Canada to measure and track local well-being

Visit

www.communitydata.ca

or

Send us an email at

information@communitydata.ca

to know more about membership

