

# 2011 NHS BULLETIN: Citizenship & Immigration

This report summarizes citizenship and immigration data collected during the 2011 National Household Survey for Wellington, Dufferin, and Guelph (WDG). In 2011, there were 41,150 immigrants in WDG, with more than half of all immigrants (24,885 individuals) living in the City of Guelph. WDG was also home to 1,125 non-permanent residents of Canada.

**15.7%**

of people in WDG are immigrants to Canada.

In Wellington County

**71.9%**

of residents are third generation (or more) Canadians.

**32.4%**

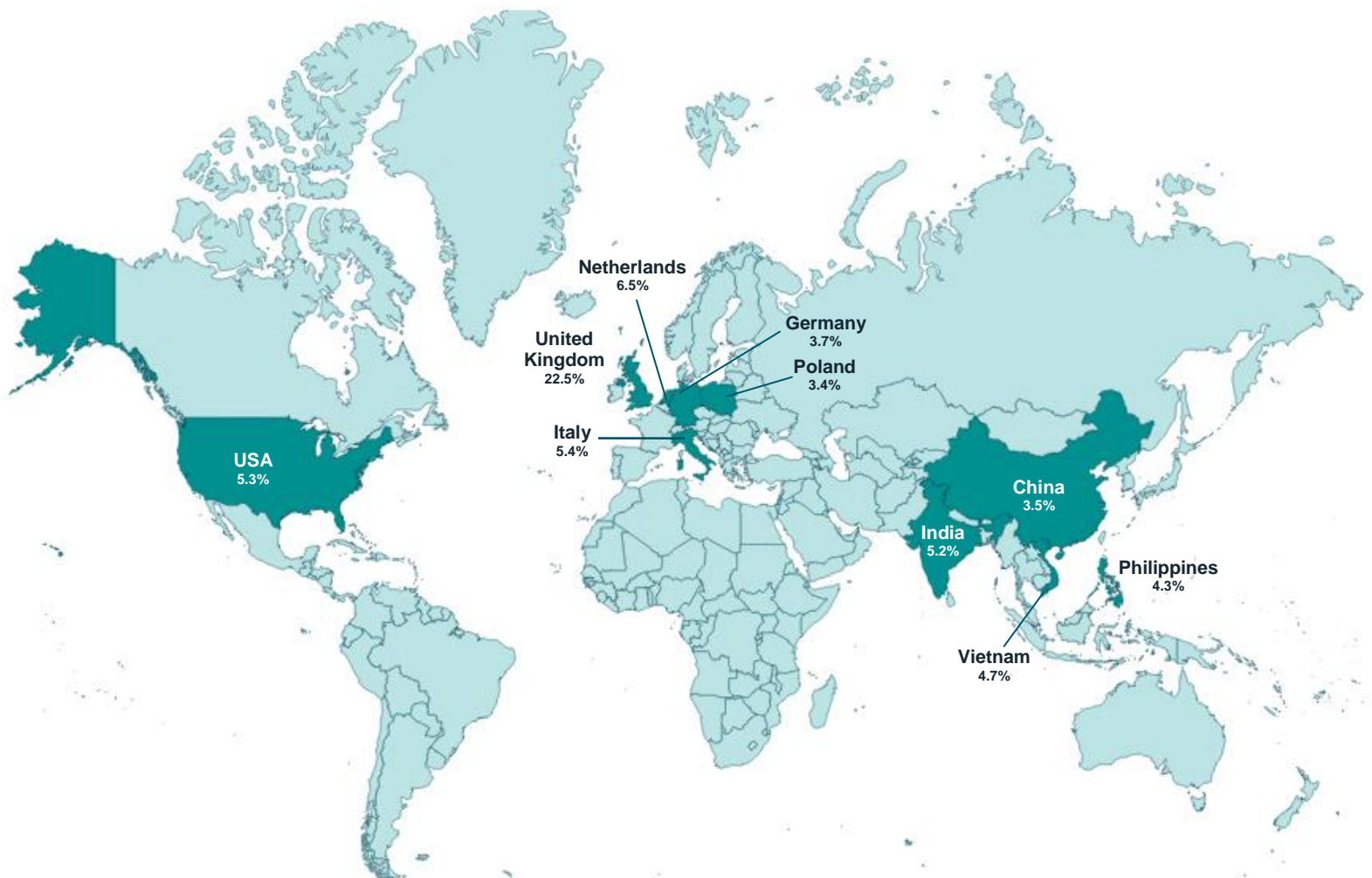
of Dufferin's recent immigrants were born in the United Kingdom.

In the City of Guelph


**11.7%**

of immigrants were under the age of 5 at the time of immigration.

## Top 10 Countries of Birth for Immigrants in WDG



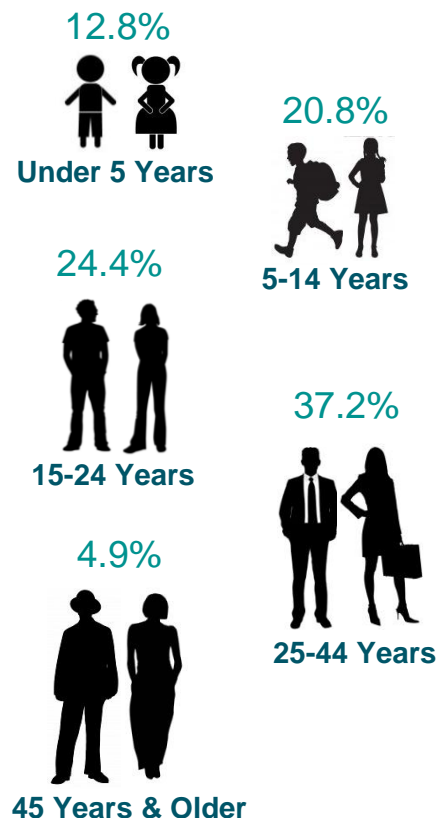
## Top Three Countries of Birth for Recent Immigrants



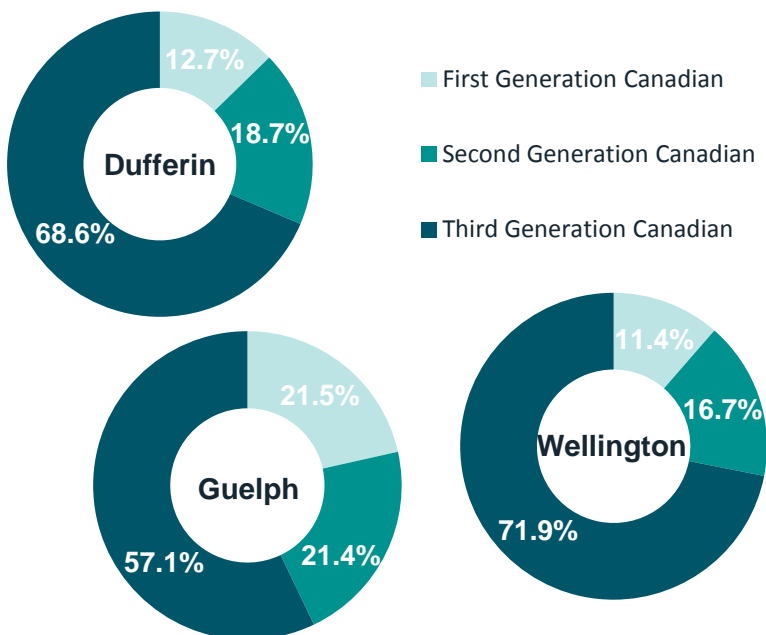
**Did you know...**  
 "Recent immigrants" are immigrants who landed in Canada between January 1, 2006 and May 10, 2011.

## WDG

### Immigrants by Age at Time of Immigration



## Canadian Citizens by Generational Status



## Immigrants by Period of Immigration in WDG

